

# HEREDITY

*HandWritten Notes*



Made with ❤️


by

Gaurav Suthar

For Notes of other  
Chapters


Subscribe to my Youtube Channel

**GAURAV SUTHAR**



You  
Tube

If these notes helped in you in any way,  
You can show your support by donating.

Even the smallest donations count 

Scan the code in any Payment app



OR

Contribute to UPI Id

Gaurav990823@okaxis

# HEREDITY

## Introduction

- All living organisms give rise to new individuals (offspring) by a process of reproduction.
- The offspring produced as a result is similar to their parent but not identical i.e. they also show some differences.
- The mechanism of transmission of character is called Heredity or Inheritance while the differences seen among individuals is called variations

## Accumulation of Variation during Reproduction

### Variation

- The differences in the characters (or traits) among the parents and their offspring, the offspring or the individuals of same specs is called as variation.
- Some amount of variation is produced during asexual reproduction while the number of successful variations are maximized by the process of Sexual Reproduction.

### Importance of Variation

- Depending on the nature of variation, different individuals of a species can have different advantages. E.g; Bacteria that can withstand heat will survive better in a heat wave.
- Main advantage of variation to a species is that it increases the chances of its survival in a changing environment.

## Heredity

- The transmission of characters from parents to offspring is called heredity.



## Traits

<u>Inherited Traits</u>	<u>Acquired Traits</u>
<ul style="list-style-type: none"> <li>- Traits that are received from parents are called Inherited Traits.</li> <li>- These can be passed on to the next generation.</li> <li>- They occur due to change in DNA.</li> <li>- Inherited traits lead to evolution.</li> <li>- E.g, - Nose Shape, Hair Colour</li> </ul>	<ul style="list-style-type: none"> <li>- Traits that are obtained during lifetime are called acquired traits.</li> <li>- They cant be passed on to the next generation.</li> <li>- No change in DNA is involved.</li> <li>- They don't result in evolution.</li> <li>- E.g, - Learning a new language, playing tennis etc.</li> </ul>

# Rule of Inheritance of Traits -

## Gregor Mendel

- Considered as the "Father of Genetics".
- He was the first Scientist to make a systematic study of patterns of inheritance.
- He used pea plants Pisum sativum for his experiments.



Tall      Short  
Plant Height



Round  
Wrinkled



Yellow      Green  
Seed Color

## Important Terms

Factor/Gene - It is a segment of DNA that determines a particular character. Genes are represented by letters. A capital letter shows that the gene is dominant, and a small one that it is recessive.

Alleles - Alternate forms of a gene. E.g, Pea plant height - Tall(T) & Short (t) Allele

Dominant Allele - A dominant allele expresses itself in the presence or absence of recessive allele. Example - Allele for tallness (T).

Recessive Allele - A recessive allele is able to express itself only in the absence of a dominant allele. Example - Allele for shortness (t)

Genotype - It is the genetic composition of an individual. Example TT, Tt or tt

Phenotype - It is the characteristic which is visible in an organism. Example Tall or Short plant height.

Homozygous - An individual having identical alleles. Example TT or tt

Heterozygous - An individual having contrasting alleles. Example Tt

## Monohybrid Cross

- In monohybrid cross, we consider one pair of contrasting trait.
  1. Mendel selected true breeding tall pea plant (TT) and crossed it with Short (tt) plant.
  2. The plants formed as a result of the cross represented first filial or  $F_1$  generation.
  3. All the  $F_1$  plants obtained were tall.
  4. Mendel self-pollinated the  $F_1$  plants (selfing) and observed that plants in the  $F_2$  generation were 75% tall and 25% Short i.e. phenotypic ratio 3:1

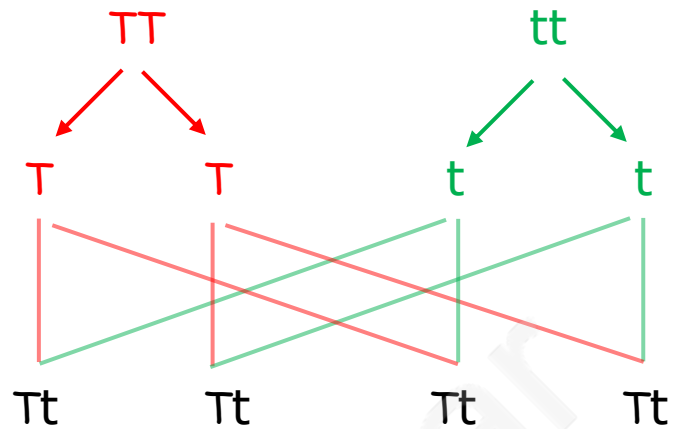
Parental Generation

Tall

X

Short

Gametes



F<sub>1</sub> Generation

Phenotype - All tall

Genotype - Tt

Selfing F<sub>1</sub> Generation

Tall

X

Tall

Tt

Tt

Gametes



F<sub>2</sub> Generation

	T	t
T	TT Tall	Tt Tall
t	Tt Tall	tt Short

Phenotypic Ratio - 3 Tall : 1 Short

3:1

Genotypic Ratio - 1 TT : 2 Tt : 1 tt

1:2:1

## Dihybrid Cross

- In Dihybrid cross, We consider two pairs of contrasting traits. (Seed shape and Seed Colour)

### Experiment

- 1) Mendel crossed pea plants bearing Round & Yellow seeds ( $RrYy$ ) with wrinkled green ( $rryy$ ).
- 2) He obtained F1 generation with all pea plants having Round and Yellow seeds ( $RrYy$ ).
- 3) On Selfing F1 offspring, Mendel obtained 4 different types of progeny in F2 generation: Round & Yellow, Round and Green, Wrinkled & green and Wrinkled green in the ratio 9:3:3:1

Parental Generation

Round & Yellow

X

Wrinkled & Green

RRYY

rryy

Gametes

RY Ry

ry ry

F<sub>1</sub> Generation

	<u>ry</u>	<u>ry</u>
RY	RrYy	RrYy
RY	RrYy	RrYy

Phenotype -  
Round & Yellow

Selfing F<sub>1</sub>  
Generation

RrYy

X

RrYy

Gametes

RY Ry rY ry

RY Ry rY ry

F<sub>2</sub> Generation

	RY	Ry	rY	ry
RY	RRYY Round Yellow	RRYy Round Yellow	RrYY Round Yellow	RrYy Round Yellow
Ry	RRYy Round Yellow	RRyy Round Green	RrYy Round Yellow	Rryy Round Green
rY	RrYY Round Yellow	RrYy Round Yellow	rrYY Wrinkled Yellow	rrYy Wrinkled Yellow
ry	RrYy Round Yellow	Rryy Round Green	rrYy Wrinkled Yellow	rryy Wrinkled Green

Round & Yellow 9  
Round & Green 3  
Wrinkled & Yellow 3  
Wrinkled & Green 1

Phenotype Ratio-  
9:3:3:1

# Mendel's Laws

## Law of Dominance -

Mendel's Law of dominance states that in a heterozygote, one trait will conceal the presence of another trait.

E.g. Tall (TT) X Short (tt)

Tall (Tt)

## Law of Segregation -

When an organism makes gametes, each gamete receives just one gene copy, which is randomly. This is known as the law of Segregation.

E.g. - Tall (Tt)

Gamete T t

## Law of Independent Assortment -

Mendel's law of independent assortment states that the alleles of two more (or more) different genes get sorted into gametes independently of one another.

E.g. - In a dihybrid cross, the shape of seed doesn't depend on the colour of seed.

## How do traits get expressed?

- Cellular DNA is the information source for making proteins in the cell.
- A part of DNA that provides information for one particular protein is called a gene for that protein.
- Example  
Height of a plant depends upon growth hormone which in turn is controlled by the gene. If the gene is efficient and more growth hormone is secreted, the plant will grow tall. If the gene gets altered and less hormone is secreted, then the plant will remain short. Thus, genes control characteristics or traits.

## Sex Determination

- The process by which sex of a new born individual is determined is called Sex Determination.

## Factors determination Sex Determination

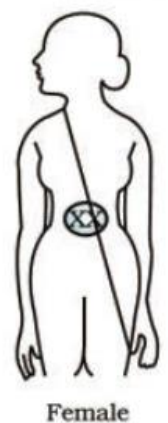
<u>Non - Genetically</u>	<u>Genetically</u>
<ul style="list-style-type: none"><li>- <u>Environmental cues</u> : In turtles, Alligators, Crocodile, temperature at which fertilized eggs are kept determines sex.</li><li>- In Snails, individuals can change sex.</li></ul>	<ul style="list-style-type: none"><li>- In humans, genes inherited from parents decide the sex of the offspring.</li></ul>

## Sex determination in humans

- In humans, sex of the child depends on the father or we can say, the male gamete that fuses with the female gamete.
- Humans possess 23 pairs of chromosomes out of which one pair comprises the sex chromosomes.  
(XX in females - perfect pair)  
(XY in males - Mis-matched pair)

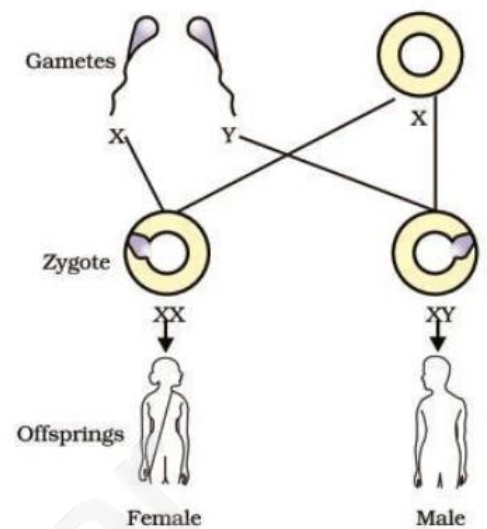


Male



Female

- At the time of fertilization, the egg cell fuses with sperm resulting in the formation of Zygote.
- During fertilization,
  - i) If the egg cell carrying X chromosome fuses with sperm carrying X chromosome, the offspring would be a girl.
  - ii) If the egg cell carrying X chromosome fuses with sperm carrying Y chromosome, the offspring would be a boy.



**Figure 9.6**  
Sex determination in human beings